

Name of the Company: PHAROHS SKILLS LIMITED
(FORMERLY KNOWN AS DESH BHAGAT SKILLS LIMITED)
CONSOLIDATED BALANCE SHEET AS ON 31st MARCH, 2025
CIN: U80100CH2002PTC025678

(IN LAKHS)

S No.	Particulars	NOTES	CURRENT YEAR	PREVIOUS YEAR
I.	<u>EQUITY AND LIABILITIES</u>			
	(1) Shareholder's funds			
	(a) Share Capital	1	450.00	450.00
	(b) Reserve & Surplus	2	979.96	632.43
	Minority Interest		301.71	276.83
	(2) Non Current liabilities			
	(a) Long Term Borrowings	3	1186.00	467.78
	(b) Deferred Tax Liability		22.24	6.50
	(c) Other Non Current Liabilities	3A	313.31	167.39
	(3) Current liabilities			
	(a) Short Term Borrowings	4	2631.63	1407.32
	(b) Payables			
	(A) Total Outstanding dues of micro enterprises and small enterprises;			
	(B) Total Outstanding dues of creditors other than micro enterprises and small enterprises	5	813.17	1139.99
	(c) Other Current Liabilities	6	172.33	204.06
	TOTAL		6870.34	4752.31
II.	<u>ASSETS</u>			
	(1) Non Current assets			
	(a) Tangible Fixed assets	7		
	Gross Block		1550.63	721.72
	Depreciation		326.77	225.26
			1223.86	496.45
	(b) Other Non Current Assets	8	0.00	500.00
	(c) Long Term Loans & Advances	9	1361.35	475.07
	(3) Current assets			
	(a) Inventory		5.38	5.27
	(b) Receivables	10	2270.51	1987.75
	(c) Cash & cash equivalents	11	1928.70	1141.89
	(d) Other Current Assets	12	80.53	145.89
	TOTAL		6870.34	4752.31

Notes to Financial Statements form integral part of financial statements

1 to 25


SAGANDEEP SASSAN
(DIRECTOR)
DIN: 07490041


HARDEV SINGH
(DIRECTOR)
DIN: 05261214

AUDITOR'S REPORT
AS PER OUR SEPARATE REPORT OF E
DATE ATTACHED
For S LAL BANSAL & CO.
CHARTERED ACCOUNTANTS

ERN: 00266

(SABERN JAIN)
PARTNER
M. NO. 535354

PLACE: CHANDIGARH
DATE: 08.09.2025
UDIN: 25535354BMJBNF9772

Name of the Company: PHAROAH SKILLS LIMITED
(FORMERLY KNOWN AS DESH BHAGAT SKILLS LIMITED)

CONSOLIDATED STATEMENT OF PROFIT AND LOSS ACCOUNT FOR THE YEAR ENDED 31st MARCH, 2025


CIN: U80100CH2002PTC025678

(IN LAKHS)

Particulars	NOTES	CURRENT YEAR	PREVIOUS YEAR
I. Revenue from operations	13	4913.07	5788.09
II. Other Income	14	54.41	21.46
Total Revenue		4967.48	5809.55
III. Expenses:			
Admission, Examination & Related Support Services		555.43	239.58
Purchases		1033.89	2488.48
Changes in Inventory of Goods	15	-0.11	-4.20
Staff Benefit Expense	15A	2107.89	2308.26
Finance Cost	16	211.37	105.75
Depreciation and amortization expense	7	101.51	72.12
Other expenses	17	449.29	157.98
Total expenses		4459.28	5367.98
IV. Profit before exceptional and extraordinary items and tax (I - II)		508.20	441.57
V. Profit before tax (III)		508.20	441.57
VI. Tax expense:			
(1) Current tax		112.42	108.36
(2) Deferred tax Expense		15.74	0.54
(3) Income Tax of Earlier Years		7.64	4.42
VII. Profit (Loss) for the period from continuing operations		372.40	328.25
Earnings per equity share:			
Basic & Diluted		8.28	10.87
Nominal Value of each share		10.00	10.00

Notes to Financial Statements form integral part of financial statements

1 to 25


GAGANDEEP SASSAN
(DIRECTOR)
DIN: 07490041

AUDITOR'S REPORT
AS PER OUR SEPARATE REPORT OF EVEN
DATE ATTACHED
For S LAL BANSAL & CO.
CHARTERED ACCOUNTANTS
FRN: 002664N


HARDEV SINGH
(DIRECTOR)
DIN: 05261214


(SACHIN SAINI)
PARTNER
M. NO. 535354

Name of the Company: PHAROHS SKILLS LIMITED
(FORMERLY KNOWN AS DESH BHAGAT SKILLS LIMITED)
CIN: U80100CH2002PTC025678

CONSOLIDATED CASH FLOW STATEMENT FOR THE YEAR ENDED 31ST MARCH, 2025

(IN LAKHS)

	PARTICULARS	2024-25	2023-24
A	CASH FLOW FROM OPERATING ACTIVITIES (INCLUDING WORKING CAPITAL CHANGES)		
	Profit/(Loss) Before Tax	508.20	441.57
	Depreciation	101.51	72.12
	Finance Expenses	211.37	105.75
	Total Operating Cash Flows Before Working Capital Changes	821.08	619.44
	Working Capital Changes		
	Current Assets		
	1) Trade Receivables	-607.38	1313.18
	2) Loans & Advances & Other Current Assets	95.49	311.95
	3) Long Term Deposits	1724.96	572.51
	Increase/(Decrease) in Current Assets	1213.07	2197.64
	Current Liabilities		
	1) Short term Provisions		
	2) Trade Payables	-298.83	-1992.68
	3) Other Current Liabilities and Provisions	-252.96	1102.42
	Increase/(Decrease) in Current Liabilities	-551.79	-890.25
	Net Increase/(Decrease) in Working Capital	661.28	1307.39
	Income Tax	-41.47	-49.30
	Total Cash Inflow/(Outflow) From Operations including working capital changes - (A)	1440.89	1877.53
B	CASH FLOW FROM INVESTMENT ACTIVITIES		
	(Purchase)/Sale of Fixed Assets (Net)	-828.92	-399.15
	Investments in Equity Shares of Other Company	-636.77	-423.96
	Total Cash Inflow/(Outflow) From Investment Activities- (B)	-1465.69	-823.11
C	CASH FLOW FROM FINANCING ACTIVITIES		
	Issue of shares	0.00	573.00
	Repayment of Shares premium Earlier Received	0.00	-1062.25
	Issue of Shares Premium	0.00	
	Long term Borrowings	1022.99	-147.64
	Finance Expenses	-211.37	-105.75
	Total Cash Inflow/(Outflow) From Financing Activities- (C)	811.62	-742.64
	Net Cash Inflow/(Outflow) during the year (A+B+C)	786.82	311.78
	Cash & Cash Equivalents in the beginning of the year	1141.89	830.11
	Cash & Cash Equivalents at the end of the year	1928.70	1141.89

Note-

1) The above Cash Flow Statement has Been Prepared under the "Indirect Method" as set out in the Accounting Standard - 3 (AS 3), Cash Flow Statement.

2) Cash & Cash Equivalents comprise Cash on Hand, Current Accounts and Deposits with Banks.

3) Previous Year Figures Have Been Regrouped/Reclassified Wherever Necessary to Correspond with the Current Years' Classification Disclosure.

For DESH BHAGAT SKILLS LIMITED


SAGANDEEP SASSAN
(DIRECTOR)

DIN: - 07490041


HARDEV SINGH
(DIRECTOR)

DIN: 05261214

AUDITOR'S REPORT
AS PER OUR SEPARATE REPORT
OF EVEN DATE ATTACHED
For **S LAL BNSAL & CO.**
Chartered Accountants
FRN: - 002664N


SACHIN JAIN
PARTNER
M. NO. 535354


Name of the Company: PHAROAH SKILLS LIMITED
(FORMERLY KNOWN AS DESH BHAGAT SKILLS LIMITED)
CONSOLIDATED NOTES ON FINANCIAL STATEMENTS FOR THE YEAR ENDED 31.03.2025
CIN: U80100CH2002PTC025678

(IN LAKHS)


NOTE 1: SHARE CAPITAL	CURRENT YEAR	PREVIOUS YEAR
A) AUTHORISED		
45,00,000 (30,00,000) Equity shares of Rs. 10/-each	450.00	450.00
=====		
B) ISSUED, SUBSCRIBED & PAID UP		
45,00,000 (30,00,000) Equity Shares of Rs. 10/- each fully called up and paid up.	450.00	450.00
	450.00	450.00
C) SHAREHOLDERS HOLDING MORE THAN 5% SHARES AND BEING PROMOTER		
	No. of Shares held	No. of Shares held
Desh Bhagat Venture Private Limited (98%)	45.00	45.00
	45.00	45.00
D) OTHER SHAREHOLDERS		
	No. of Shares held	No. of Shares held
Gagandeep Sassan	0.00	0.00
Sangmitra Singh	0.00	0.00
	0.00	0.00
E) Reconciliation of the Number of shares		
Outstanding at the beginning of the year	30.00	30.00
Alloted during the year	15.00	15.00
Outstanding at the Close of the year	45.00	45.00

NOTE 2: Reserve & Surplus	CURRENT YEAR	PREVIOUS YEAR
(a) General Reserve		
Opening balance	670.73	253.47
Add: Surplus during the year	275.56	225.95
Add: Bonus Issue During the year	0.00	0.00
Add: Capital Reserve in Subsidiary Company	71.97	191.31
	1018.26	670.73
(b) Share Premium		
Opening Balance	-38.30	710.27
Add: Received during the year	0.00	-748.57
Less: Bonus Issue during the year	0.00	0.00
	-38.30	-38.30
TOTAL	(A+B)	
	979.96	632.43


GAGANDEEP SASSAN
(DIRECTOR)
DIN: 07490041


HARDEV SINGH
(DIRECTOR)
DIN: 05261214


AUDITOR'S REPORT
AS PER OUR SEPARATE REPORT OF EVEN
DATE ATTACHED
For S LAL BANSAL & CO.
CHARTERED ACCOUNTANTS
FRN: 002664N


(SACHIN JAIN)
PARTNER
M. NO. 535354



NOTE 3: Long Term Borrowings	CURRENT YEAR	PREVIOUS YEAR
HDFC Business Loan 315 lacs (The same is repayable as per the repayment schedule of the bank)	219.84	0.00
Mastercrest Enterprises Private Limited (The same is repayable on demand but not taken for short term period)	476.88	0.00
Subsidiaries: -		
HDFC Loan 7597	452.58	467.78
HDFC BANK LOAN BUS 1	15.24	0.00
HDFC BANK LOAN BUS 2	15.24	0.00
HDFC BANK LOAN BUS 3	6.22	0.00
	1186.00	467.78

NOTE 3A: Other Non current Liabilities	CURRENT YEAR	PREVIOUS YEAR
Desh Bhagat Hospital	0.00	10.00
Desh Bhagat University	168.66	0.00
Subsidiaries: -		
KOTAK Car Loan	0.00	12.74
Promax Power Private Limited	94.06	94.06
DBuzz International Private Ltd	50.59	50.59
	313.31	167.39


GAGANDEEP SASSAN
(DIRECTOR)
DIN: 07490041


HARDEV SINGH
(DIRECTOR)
DIN: 05261214

AUDITOR'S REPORT
AS PER OUR SEPARATE REPORT OF EVEN
DATE ATTACHED
For S LAL BANSAL & CO.
CHARTERED ACCOUNTANTS
FRN: 002664N



(SACHIN JAIN)
PARTNER
M. NO. 535354

NOTE 4: Short Term Borrowings	CURRENT YEAR	PREVIOUS YEAR
<u>DESH BHAGAT SKILLS PVT LTD: -</u>		
IOB 163 OD	0.00	173.89
IOB 150 OD	89.87	90.03
IOB 193	816.56	59.10
IOB 183 - Demand Loan	186.23	0.00
IOB 188 - Demand Loan	338.52	0.00
<u>Current Maturities of Long Term Borrowings</u>		
Fedbank Financial Services Ltd-30.05 lacs	20.59	0.00
HDFC Business Loan 315 lacs	68.79	0.00
SMFG India credit 35.22 lacs	26.93	0.00
<u>SUBSIDIARY: - PHAROAH'S ENTERPRISES LTD: -</u>		
AHSV Finance Ltd	0.00	12.63
PNB OVERDRAFT 415	539.56	539.61
PNB -645	349.20	502.97
<u>Current Maturities of Long Term Borrowings</u>		
Poonawala Fincorp Limited	0.00	7.19
ICICI Bank	0.00	2.08
HDFC 7597	15.20	13.84
KOTAK Car Loan	12.74	5.98
HDFC BANK LOAN BUS 1	3.54	0.00
HDFC BANK LOAN BUS 2	3.54	0.00
HDFC BANK LOAN BUS 3	1.51	0.00
<u>SUBSIDIARY: - SCHOLAB GLOBAL LTD: -</u>		
Indian Overseas Bank	158.84	0.00
(This is secured against immovable property of a shareholder and also against trade receivables of the company net of trade payables)		
Total	2631.63	1407.32

NOTE 5: Payables	CURRENT YEAR	PREVIOUS YEAR
<u>DESH BHAGAT SKILLS PVT LTD: -</u>		
Security from Students	139.39	663.68
Unimax	0.00	15.92
Staff Cost Payable	85.08	344.51
DBU HR	0.00	25.74
(A)	224.48	1049.85
<u>SUBSIDIARIES: -</u>		
Trade Payables	(B) 588.69	90.14
TOTAL	(A+B) 813.17	1139.99

FY 2024-25	OUTSTANDING FOR FOLLOWING PERIODS	
	PERIODS FROM DUE DATE OF	
	PAYMENTS	
	LESS THAN 1 YEAR	1-2 YEAR
OTHER THAN MSME	813.17	0.00

FY 2023 - 24	OUTSTANDING FOR FOLLOWING PERIODS	
	PERIODS FROM DUE DATE OF	
	PAYMENTS	
	LESS THAN 1 YEAR	1-2 YEAR
OTHER THAN MSME	1139.99	0.00

AUDITOR'S REPORT
AS PER OUR SEPARATE REPORT OF EVEN
DATE ATTACHED
For S LAL BANSAL & CO.
CHARTERED ACCOUNTANTS
FRN: 002664N

GAGANDEEP SASSAN
(DIRECTOR)
DIN: 07490041

HARDEV SINGH
(DIRECTOR)
DIN: 05261214


(SACHIN JAIN)
PARTNER
M. NO. 53536D



NOTE 6: Other Current liabilities	CURRENT YEAR	PREVIOUS YEAR
DESH BHAGAT SKILLS PVT LTD :-		
Audit Fees Payable	0.00	0.29
Income Tax Payable	97.18	74.53
TDS Payable	24.95	14.80
FIIP Security	0.00	0.43
Zestful Enterprises Private Limited	0.00	5.00
Swastik Enterprises	0.00	0.07
SUBSIDIARIES: -		
(i) Audit Fees Payable	0.88	1.20
(ii) Rent Payable	0.00	0.00
(iii) Salary Payable	2.05	2.00
(iv) TDS Payable	13.75	12.73
(vi) Security Deposits - Staff	1.38	2.72
(vii) Cheque Issued But Not Presented	0.00	25.70
(viii) Income Tax Payable	15.24	33.83
(ix) Zestful Enterprises	0.00	25.77
(x) Office Expenses Payable		
Add: Advance from Customers		
Arun Malik	3.60	5.00
	159.03	204.06

NOTE 8: Non Current Assets	CURRENT YEAR	PREVIOUS YEAR
1) Long Term Security Deposits Receivable Beyond One Year		
Desh Bhagat And Its Constituents	0.00	500.00
TOTAL	0.00	500.00

NOTE 9: LONG TERM LOANS & ADVANCES	CURRENT YEAR	PREVIOUS YEAR
Investment in Shares-Others	0.50	0.50
Investment in Desh Bhagat International Private Ltd.	0.01	0.50
Investment In Educational University	401.77	0.00
Investment in the Project of Synerlab	300.00	0.00
Investment in Amun-Ra Homes Private Limited	185.00	0.00
Investment in the Projects - Other		474.07
	887.28	475.07


GAGANDEEP SASSAN
(DIRECTOR)
DIN: 07490041


HARDEV SINGH
(DIRECTOR)
DIN: 05261214

AUDITOR'S REPORT
AS PER OUR SEPARATE REPORT OF EVEN
DATE ATTACHED
For S LAL BANSAL & CO.
CHARTERED ACCOUNTANTS
FRN: 002664N


(SACHIN SINGH)
PARTNER
M. NO. 535354

NOTE 10 : RECEIVABLES	CURRENT YEAR	PREVIOUS YEAR
-----------------------	--------------	---------------

DESH BHAGAT SKILLS PVT LTD :-

Fees Receivables	1104.71	755.06
Saksham Edu tech	34.96	34.96
Synerlab	0.00	250.00
Other Receivables	90.80	
(A)	1230.47	1040.02

SUBSIDIARIES: -

(i) Unsecured but considered good	1040.04	947.73
(B)	1040.04	947.73
TOTAL (A+B)	2270.51	1987.75

FY 2024-25	OUTSTANDING FOR FOLLOWING PERIODS FROM DUE DATE OF PAYMENTS	
	LESS THAN 1 YEAR	1-2 YEARS
Undisputed Trade Receivables - considered good	2235.55	34.96

FY 2023 - 24	OUTSTANDING FOR FOLLOWING PERIODS FROM DUE DATE OF PAYMENTS	
	LESS THAN 1 YEAR	1-2 YEARS
Undisputed Trade Receivables - considered good	1987.75	0.00

NOTE 11: CASH & CASH EQUIVALENTS	CURRENT YEAR	PREVIOUS YEAR
----------------------------------	--------------	---------------

DESH BHAGAT SKILLS PVT LTD :-

Cash in hand	29.18	0.00
Cheque Received but Not presented	19.19	73.88
IDFC Bank	0.00	0.00
Indusind Bank 8317	14.00	1.00
Indusind Bank 8715	8.60	1.50
Indusind Bank 8830	14.96	1.03
Indusind Bank 6906	2.30	0.79
Yes Bank 982	0.50	0.50
IOB 0284020000131 02	10.05	2.39
P & Sind 3028	0.00	0.00
PNB 4425002106007834	16.93	3.62
FDR With PNB	0.00	0.00
FDR (IDFC DBU)	0.00	0.00
FDR IOB	1094.81	365.85
HDFC 45544		
	1210.53	450.55

SUBSIDIARIES: -

(a) Cash in hand	82.40	58.23
(b) Balance with banks	15.58	22.06
(c) FDR 0016	619.30	583.92
(d) Cheque Received But Not Presented for Clearance	0.00	27.12
	717.27	691.33

TOTAL

1927.80	1141.89
----------------	----------------

GAGANDEEP SASSAN
(DIRECTOR)
DIN: - 07490041

HARDEV SINGH
(DIRECTOR)
DIN: 05261214

AUDITOR'S REPORT
AS PER OUR SEPARATE REPORT OF EVEN
DATE ATTACHED
For S LAL BANSAL & CO.
CHARTERED ACCOUNTANTS
FRN: - 002664N

(SACHIN JAIN)
PARTNER
M. NO. 535354



NOTE 12: OTHER CURRENT ASSETS	CURRENT YEAR	PREVIOUS YEAR
DESH BHAGAT SKILLS PVT LTD: -		
TDS Receivable	22.99	46.37
SUBSIDIARIES: -		
(a) Balances with government authorities	30.38	31.17
(b) Other Loans and Advances (considered good and recoverable on demand)	27.17	68.36
	80.53	145.89

NOTE 13: Details of Revenue from operations	CURRENT YEAR	PREVIOUS YEAR
Revenue From Operations	4913.07	5788.09
	4913.07	5788.09

NOTE 14: Details of Other Income	CURRENT YEAR	PREVIOUS YEAR
Other Income	54.41	21.46
	54.41	21.46

NOTE 15: Changes in Inventory of Goods	CURRENT YEAR	PREVIOUS YEAR
Opening Stock	5.27	1.07
Less: -		
Closing Stock	5.38	5.27
	-0.11	-4.20

NOTE 15 A : Employee Benefit Expenses	CURRENT YEAR	PREVIOUS YEAR
DESH BHAGAT SKILLS PVT LTD: -		
Staff Benefit Expenses	1878.05	2172.01
Remuneration to Key Management Personnels	58.50	54.00
(A)	1936.55	2226.01
SUBSIDIARIES: -		
Remuneration to Directors (PHAROAHS ENTERPRISES LTD): -		
- Gagandeep Sassan	5.09	0.00
- Sangmitra Singh	0.00	0.00
Salaries - Other Than Directors	150.49	79.82
Staff Welfare	15.77	2.43
(B)	171.34	82.25
Total (A+B)	2107.89	2308.26


GAGANDEEP SASSAN
(DIRECTOR)
DIN: - 07490041



HARDEV SINGH
(DIRECTOR)
DIN: 05261214

AUDITOR'S REPORT
AS PER OUR SEPARATE REPORT OF EVEN
DATE ATTACHED
For S LAL BANSAL & CO.
CHARTERED ACCOUNTANTS
FRN: 002668


(SACHIN JAIN)
PARTNER
M. NO. 535354


NOTE 16: Finance Cost		CURRENT YEAR	PREVIOUS YEAR
DESH BHAGAT SKILLS PVT LTD: -			
Bank Charges		0.21	0.31
Interest		105.35	29.99
(A)		105.55	30.30
SUBSIDIARIES: -			
Bank Charges		0.62	0.30
Interest Expense		141.83	97.31
Processing Charges		2.67	1.24
Less: -			
Interest on FDR		39.31	23.41
(B)		105.82	75.45
Total	(A+B)	211.37	105.75

NOTE 17: Other Expenses		CURRENT YEAR	PREVIOUS YEAR
DESH BHAGAT SKILLS PVT LTD: -			
Audit Fees		0.29	0.29
Rent		74.96	2.40
Advertisement Expenses		26.27	5.59
Printing & Stationery Expenses		1.55	1.88
Electricity Expense		6.02	4.32
Telephone & Internet Expense		3.57	5.26
Rates, fees and taxes		1.00	0.35
Travelling & Conveyance		7.59	5.03
Repair & maintenance		8.05	5.98
(A)		129.29	31.10
SUBSIDIARIES: -			
Audit Fees		0.83	1.35
Electricity and water Expenses		2.02	0.22
Rate, Fees & Taxes		7.68	5.93
Consumables		128.05	44.75
Rent Expenses		109.30	17.12
Printing & Stationery Expenses		58.88	35.80
Telephone & Internet Expenses		1.64	1.57
Travelling Expenses		1.21	0.65
Repair & Maintenance		6.39	9.57
Professional Charges		1.95	3.69
Office Expenses		1.09	6.23
Insurance Expenses		0.95	
(B)		320.00	126.88
Total (A+B)		449.29	157.98


GAGANDEEP SASSAN
(DIRECTOR)
DIN: 07490041


HARDEV SINGH
(DIRECTOR)
DIN: 05261214

AUDITOR'S REPORT
AS PER OUR SEPARATE REPORT OF EVEN
DATE ATTACHED
For S LAL BANSAL & CO.
CHARTERED ACCOUNTANTS
FRN: 002654N


(SACHIN JAIS)
PARTNER
M. NO. 535354



SCHEDULE OF FIXED ASSETS AS ON 31st March 2025-TOTAL

Note 7

Tangible & Intangible Assets Particular	Rate	GROSS BLOCK			DEPRECIATION				NET BLOCK	
		Cost As at 1.4.2024	Additions during the year	Total As on 31.03.2025	As on 1.4.2024	For the Period	Depreciation on additions during the year	Total As on 31.03.2025	W.D.V. As on 31.03.2025	W.D.V. As on 31.03.2024
Plant & Machinery	7.31%	81.82	600.24	682.07	15.31	5.67	21.74	42.72	639.35	66.51
Misc. Fixed Assets	15.43%	0.42		0.42	0.40			0.40	0.02	0.02
ERP Softwares	31.67%	60.00		60.00	58.57			58.57	1.43	1.43
Computers	31.67%	98.23	79.21	177.44	91.16	15.98	3.23	110.38	67.06	5.05
EK Omkar	45.07%	6.65		6.65	6.32			6.32	0.33	0.33
Solar Power Plant	2.38%	25.41		25.41	1.87	0.60		2.47	22.94	23.54
Photostate Machine	45.07%	7.09		7.09	6.74			6.74	0.35	0.35
Car - Mazarro	9.50%	14.77		14.77	3.67	1.40		5.07	9.70	11.11
Laptops	31.67%	19.98		19.98	18.46	0.52	0.00	18.98	1.00	3.53
Refrigerator And Cooler	7.31%	0.73		0.73	0.11	0.05		0.16	0.57	0.62
Software	31.67%	15.97		15.97	6.01	5.06		11.06	4.90	9.96
Kia Carnival	9.50%	28.27		28.27	5.65	2.69	0.00	8.34	19.93	22.62
Furniture and Fixtures	9.50%	301.04	80.09	381.13	8.56	28.60	5.42	42.58	338.55	292.48
Mobile Phone	6.33%	4.65	1.10	5.75	0.18	0.29	0.03	0.50	5.25	4.48
Air Conditioner	4.75%	8.38		8.38	0.26	0.40		0.66	7.72	8.11
Bus	15.83%	37.77	6.77	44.54	0.02	5.98	0.89	6.89	37.65	37.75
ELECTRICITY INSTALLATION	9.50%	7.45	20.79	28.23	0.77	1.26	0.09	2.12	26.12	6.68
SOFTWARE	15.83%	3.10	40.71	43.81	1.22	0.49	1.11	2.82	40.98	1.87
TOTAL		721.72	828.92	1550.63	225.26	69.00	32.51	326.77	1223.86	496.45

hary
Rayson



NOTE 18 CONTINGENT LIABILITIES	CURRENT YEAR	PREVIOUS YEAR
a) Claim against company not acknowledged as Debts	NIL	NIL
b) Estimated amount of contracts remaining to be executed on capital account	NIL	NIL

NOTE 19 RECONCILIATION OF SUNDRY RECEIVABLES AND PAYABLES

The Balances of sundry receivables and payables are subject to confirmation. However, there is no substantial or material difference in the opinion of management.

NOTE 20 EARNING PER SHARE

The Company has calculated earning per share in accordance with Accounting Standard 20 (AS 20) issued by the Institute Of Chartered Accountants Of India and accordingly profit of Rs. 3,72,40,365/- (Rs. 3,28,24,590/-) is divided by weighted average number of 45,00,000 (45,00,000) equity shares for calculating Basic Earning and Diluted earning Per share.

NOTE 21 DISCLOSURE REGARDING INVESTMENT IN SUBSIDIARY COMPANY

As on 31.03.2025 (31.03.2024), our company had made an investment (being more than 50% of other company share value) to the extent of 70.47% (86.91%) having original cost at Rs. 2,20,02,480 (22,00,248 shares of Rs. 10/- each) plus bonus issue of same amount, totalling then Rs. 4,40,04,960/- (44,00,496 shares at Rs.10/- each) in Pharoahs Enterprises Limited for long term perspective. Further, the company had also made an investment in EpicSense Publishers Private Limited on 29.03.2024 to the extent of 95.83% having original cost of Rs.23,00,000 and in Scholab Global Limited on 29.03.2024 to the extent of 99.99 % having original cost of Rs. 4,00,95,940, for the long term perspective. Due to the fact that the investees has operating profits during the year under consideration, the capital reserve of the subsidiary has been recorded (being cost of investment is less than the holding's share in the equity reserve). Also, the minority interest has been calculated and has been booked under minority interest (including opening reserves & surplus).

NOTE 22 FOREIGN EXCHANGE TRANSACTION

a) Value of imports- value of imports calculated on CIF basis by the Company during the financial year in respect of -

1. Raw Materials	NIL	NIL
2.Components and Spare parts	NIL	NIL
3. Capital Goods	NIL	NIL

b) Expenditure in Foreign Currency during the financial year on account of royalty, know-how, professional and consultation fees, interest, and other matters

	NIL	NIL
--	-----	-----

(c) Total value of all imported raw materials, spare parts and components consumed during the financial year and the total value of all indigenous raw materials, spare parts and components similarly consumed and the percentage of each to the total consumption;

	NIL	NIL
--	-----	-----

(d) The amount remitted during the year in foreign currencies on account of dividends with a specific mention of the total number of non-resident shareholders, the total number of shares held by them on which the dividends were due and the year to which the dividends related.


	NIL	NIL
--	-----	-----


(e) Earnings in foreign exchange classified under the following heads, namely:—

I. Export of goods calculated on F.O.B. basis;	NIL	NIL
II. Royalty, know-how, professional and consultation fees;	NIL	NIL
III. Interest and dividend;	NIL	NIL
IV. Other income, indicating the nature thereof.	NIL	NIL


GAGANDEEP SASSAN
(DIRECTOR)
DIN: 07490041

AUDITOR'S REPORT
AS PER OUR SEPARATE REPORT OF EVEN
DATE ATTACHED
For S LAL BANSAL & CO.
CHARTERED ACCOUNTANTS
FRN: 002664N


HARDEV SINGH
(DIRECTOR)
DIN: 05261214


(SACHIN JAIN)
PARTNER
M. NO. 535354



NOTE 23 Additional Regulatory Information

- (i) The company does not has any immovable property not held in the name of the Company.
(ii) The company had not revalued any Property , Plant & Equipments.
(iii) The Company had following transactions with it's Promoters / Directors / KMPs and it's Related Parties: -

NAME OF THE PARTY	RELATION	AMOUNT	NATURE OF TRANSACTION
Gagandeep Sassan	Director of the Company	12,50,000	Salary
Sandeep Singh	Relative of the Director Of the Company	24,00,000	Salary
Sangmitra Singh	Relative of the Director Of the Company	22,00,000	Salary
Dbuzz Supermarkets Limited	Common Directors And Shareholders	2,00,76,730	Taken Food Services

- (iv) The Company does not hold any Capital Work In Progress.

(v) Details of Benami Property Held

No proceedings have been initiated or pending against the company for holding any benami property under the Benami Transactions (Prohibition) Act, 1988 (45 of 1988) and the rules made thereunder.

(vi) Company has borrowings from banks or financial institutions on the basis of security of current assets, N.A.

(a) whether quarterly returns or statements of current assets filed by the Company with banks or financial institutions are in agreement with the books of accounts.

- There is no quarterly returns or statements of current assets filed by the company with the bank for the same.

(b) if not, summary of reconciliation and reasons of material discrepancies, if any to be adequately disclosed

- NOT APPLICABLE

(vii) Wilful Defaulter

The company is not a Wilful Defaulter as declared and notified by any Bank or Financial Institutions.

(viii) Relationship with Struck off Companies

The company had not entered any transaction during the year with the companies which are struck Off u/s 248 of The Companies Act, 2013 or Section 560 of the Companies Act, 1956.


(ix) Registration of charges or satisfaction with Registrar of Companies

The company had the following loan registered on MCA portal under Index of Charges

Nature of Facility	Amount of Loan	Charge Registered
Indian Overseas Bank	8,28,00,000	YES


GAGANDEEP SASSAN
(DIRECTOR)
DIN: 07490041

AUDITOR'S REPORT
AS PER OUR SEPARATE REPORT OF EVEN
DATE ATTACHED
For S LAL BANSAL & CO.
CHARTERED ACCOUNTANTS
FRN: 002664N


HARDEV SINGH
(DIRECTOR)
DIN: 05261214


(SACHIN JAIN)
PARTNER
M. NO. 535354



(X) Analytical Ratios:-

Ratios	Numerator	Denominator	CURRENT YEAR
A.Current Ratio	Current Assets	Current liabilities	1.34
B.Debt-equity Ratio	Total Long Term debt - Other than Director's Unsecured Loan	Shareholder's equity	0.71
C.Debt service coverage Ratio	Earnings available for debt service	Debt service	4.59
D.Return on equity Ratio	Net profit after tax	Average shareholder's equity	0.33
E.Trade receivables turnover Ratio	Total sale	Accounts receivable	2.52
F.Trade payables turnover Ratio	Total purchase	Accounts payable	2.34
G.Inventory Turnover Ratio	Total sale	Inventory	-
H.Net Capital turnover Ratio	Net sales	Working capital	4.74
I.Return on Capital employed	Earnings before interest and taxes	Capital employed	49.17%
K.Net Profit Ratio	Profit after Tax	Sales	8.90%

Other Additional Regulatory Information vide clauses (xi), (xiii) and (xiv) are not applicable to the company.

NOTE 24 Additional Information

(i) Undisclosed income

Each & Every entry of the company is properly accounted for in Books of accounts. Neither there is any Undisclosed Income nor any income surrendered during the year under the Income Tax Act, 1961.

(ii) Corporate Social Responsibility (CSR)

CSR Provisions in terms of section 135 of the Companies Act 2013 are not applicable to the company.

(iii) Details of Crypto Currency or Virtual Currency

N.A

Where the Company has traded or invested in Crypto currency or Virtual Currency during the financial year

- (a) profit or loss on transactions involving Crypto currency or Virtual Currency
- (b) amount of currency held as at the reporting date
- (c) deposits or advances from any person for the purpose of trading or investing in Crypto Currency/ Virtual Currency

(iv) Borrowings from Banks have been used for the purpose for which it was sanctioned and disbursed.


(v) In the opinion of the Board, the Current Assets have Realisable value as stated in the Balance Sheet.

(vi) Wherever considered necessary, the previous year figures have been re-grouped and/or re-classified for making them comparable with the current year figures and presentation. During the year under consideration, the company has paid Rs. 3,50,000/- as expense towards increase for authorized share capital which is capital expenditure not allowed under Income Tax Act, 1961 and the Income tax Calculations have been made accordingly taking into consideration such fact.


GAGANDEEP SASSAN
(DIRECTOR)
DIN: 07490041

AUDITOR'S REPORT
AS PER OUR SEPARATE REPORT OF EVEN
DATE ATTACHED
For S LAL BANSAL & CO.
CHARTERED ACCOUNTANTS
FRN: 002664N


(SACHIN JAIN)
PARTNER
M. NO. 535354


HARDEV SINGH
(DIRECTOR)
DIN: 05261214

Note 25: - Statement of Significant Accounting Policies

25.1 Basis of Preparation of Financial Statements:


These financial statements have been prepared to comply with the Generally Accepted Accounting Principles in India (Indian GAAP), including the Accounting Standards notified under Section 133 of the Companies Act, 2013 read with rule 7 of the companies (Accounts) rules 2015. The financial statements are prepared on accrual basis under the historical cost convention. The financial statements are presented in Indian rupees.


25.2 Use of Estimates:

The preparation of financial statements in conformity with generally accepted accounting principles requires estimates and assumptions to be made that affect the reported amounts of assets and liabilities and disclosure of contingent liabilities at the date of the financial statements and the results of operations during the reporting period. Although these estimates are based upon management's best knowledge of current events and actions, actual results could differ from these estimates. Difference between the actual results and estimates are recognized in the period in which the results are known / materialized.

25.3 Depreciation :

Depreciation on property, plant and equipment is calculated on a straight-line basis using the rates arrived at, based on the useful lives estimated by the management. Intangible Asset is amortised over the useful life i.e taken as five years for goodwill.


GAGANDEEP SASSAN
(DIRECTOR)
DIN: - 07490041

AUDITOR'S REPORT
AS PER OUR SEPARATE REPORT OF EVEN
DATE ATTACHED
For S LAL BANSAL & CO.
CHARTERED ACCOUNTANTS
FRN: 002668

(SACHIN JAIN)
PARTNER
M. NO. 535354


HARDEV SINGH
(DIRECTOR)
DIN: 05261214

25.4 Accounting for Taxes on Income :

Provision for current tax is made after taking into consideration benefits admissible under the provisions of the Income Tax Act, 1961. Deferred tax resulting from "timing differences" between book and taxable profit is accounted for using the tax rates and laws that have been enacted or substantively enacted as on the balance sheet date. The deferred tax asset is recognized and carried forward only to the extent that there is a reasonable certainty that the assets will be realised in future. Minimum Alternate Tax credit is not applicable on the company as the company is covered u/s 115BAA of The Income Tax Act, 1961 and has duly filed Form 10IC already.

25.5 Revenue Recognition:

- a. Revenue is recognized when the significant risks and rewards of ownership have been transferred to the buyer, recovery of the consideration is reasonably certain, the associated costs and possible return of goods can be estimated reliably, there is no continuing management involvement with the goods and the amount of revenue can be measured reliably.
- b. Revenue from the sale of services from education has no GST component in it as GST is not applicable and is net of returns, sales tax and applicable trade discount and allowances. GST is not applicable on the company as the company is engaged into providing of educational services and thus, running a college in affiliation with Desh Bhagat University.
- c. Dividend income is accounted when the company's right to receive dividend is established.
- d. Interest income is recognized on time proportion basis, taking into account outstanding amount and the applicable interest rate.

25.6 Employee Benefits

Defined benefit plans - The company has not made provision for long term benefits like gratuity etc as required under AS-15-Employee Benefits since there is no employee of the company which is with the company for more than 5 years and hence not eligible for such prescribed and defined employee benefits.


GAGANDEEP SASSAN
(DIRECTOR)
DIN: - 07490041

AUDITOR'S REPORT
AS PER OUR SEPARATE REPORT OF EVEN
DATE ATTACHED
For S LAL BANSAL & CO.
CHARTERED ACCOUNTANTS
FRN: 002664N



HARDEV SINGH
(DIRECTOR)
DIN: 05261214



(SACHIN JAIN)
PARTNER
M. NO. 535354



25.7 Principles Of Consolidation

- a. The financial statements of the Holding Company and its subsidiaries are combined on a line-by-line basis by adding together like terms of assets, liabilities, equity, incomes, expenses and cash flows, after fully eliminating intra-group balances and intra-group transactions.
- b. In case of foreign subsidiaries, revenue items are consolidated at the average rate prevailing during the year. All the assets and liabilities are converted at rates prevailing at the end of the year. Any exchange difference arising on consolidation is recognised in the Foreign Currency Translation Reserve (FCTR). There is no foreign subsidiary during the year.
- c. Profits or losses resulting from intra-group transactions that are recognised in assets, such as Property, Plant And Equipment, are eliminated in full.
- d. The audited financial statements of foreign subsidiaries/ holding/ joint ventures/ associates have been prepared in accordance with the Generally Accepted Accounting Principle of its Country of Incorporation or Ind AS .
- e. The differences in accounting policies of the Holding Company and its subsidiaries / joint ventures / associates are not material in respect of subsidiaries / joint ventures / associates having financial year ended 31st March, 2025.
- f. The Consolidated Financial Statements have been prepared using uniform accounting policies for like transactions and other events in similar circumstances.
- g. The carrying amount of the parent's investment in each subsidiary is offset (eliminated) against the parent's portion of equity in each subsidiary.
- h. Non-Controlling Interest's share of profit / loss of consolidated subsidiaries for the year is identified and adjusted against the income of the group in order to arrive at net income attributable to shareholders of the Company.
- i. The difference between the proceeds from disposal of investment in subsidiaries and the carrying amount of its assets less liabilities as on the date of disposal is recognised in the Consolidated Statement of Profit and Loss being the profit or loss on disposal of investment in subsidiary. There is no such disposal.
- j. The Group accounts for its share of post-acquisition changes in net assets of associates and joint ventures, after eliminating unrealised profits and losses resulting from transactions between the Group and its holdings, associates and joint ventures.
- k. Non-Controlling Interest's share of net assets of consolidated subsidiaries is identified and presented in the Consolidated Balance Sheet.


GAGANDEEP SASSAN
(DIRECTOR)
DIN: - 07490041

AUDITOR'S REPORT
AS PER OUR SEPARATE REPORT OF EVEN
DATE ATTACHED
For S LAL BANSAL & CO.
CHARTERED ACCOUNTANTS
FRN: 002664

(SACHIN)
PARTNER
M. NO. 535354


HARDEV SINGH
(DIRECTOR)
DIN: 05261214